

SLC X-TRA

Uninterruptible Power Supplies from 100 to 800 kVA

SLC X-TRA: High performance protection for major critical applications

The **SLC X-TRA** series is one of the most reliable, high-performance three-phase Uninterruptible Power Supply system (UPS) on the market, and provides protection and quality energy for a wide range of applications. Based on the Voltage and Frequency Independent (VFI) mode of operation, it has been developed using double conversion IGBT technology with DSP control, which gives considerable savings in the costs of operation and installation while it offers maximum protection for the connected loads.

This series has been conceived to offer the best guarantees in meeting customers' requirements and needs and has been designed in full respect of the most demanding environmental regulations.

The **SLC X-TRA** series features power range from 100 to 800 kVA in a very compact format for easier installation. Plus, the reliability of the system can be increased with the installation of several redundant units or it can grow in parallel based on the needs of the installation.



Applications: Guaranteed energy for all environments

Data centres: Ensures the functionality of environments and prevents losses caused by net failures.


IT-Networks: Prevent costs due to service interruptions or loss of information.

Financial services: Maintains online operability of financial transactions and operations.

Industrial processes: Protects productivity in electrically complicated environments.

Telecommunications: Prevents supply failures that can suspend communication between subscribers.

Infrastructures: Safeguards the instruments/equipment and ensures the proper management of the systems

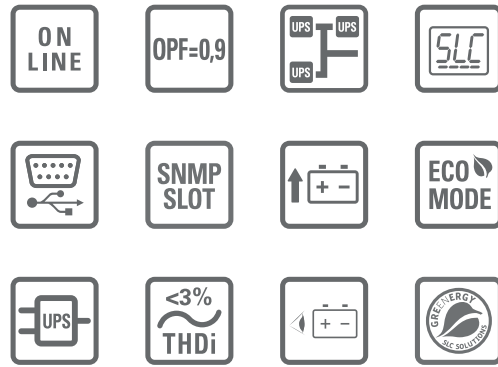


SALICRU
SMART
SOLUTIONS

SALICRU

Performances

- On-line, double conversion, DSP control.
- Double input connection to increase the availability.
- Input power factor >0.99.
- Total harmonic distortion of input current (THDi) < 3%.
- Efficiency between 95% and 96%.
- Zig-zag transformer on the output inverter.
- Parallel for redundancy or increase the power capacity.
- Compatible with generating sets.
- Inverter manual operation/Smart Eco-mode.
- Prepared to bear computer loads with FP <0.9.
- Batt-Watch battery monitoring and care.
- Calculates available back-up time in a long-term failure.
- Compact format to save on installation space.
- Easy installation, operation and maintenance.
- A wide range of control and monitoring options.
- Large variety of options available.
- SLC Greenery solution.



Options

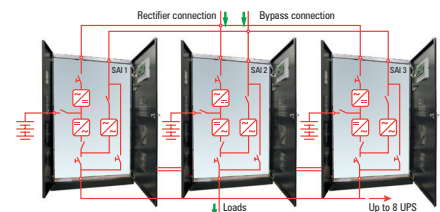
- Parallel/redundant kit.
- Extended autonomies.
- NiCd Batteries.
- BACS II.
- MODBUS protocol + RS-485 interface.
- Platform for remote telemanagement.
- Ethernet / SNMP adapter or GPRS modem.
- Monitoring, management and shutdown software.
- Common input connection.
- Top cable input.
- External manual bypass.

Technical support and service

- Advisory service before and after the sale.
- Start up.
- Telephone technical support.
- Preventive/corrective interventions.
- Maintenance contracts.
- Telemaintenance contracts.
- Training courses.

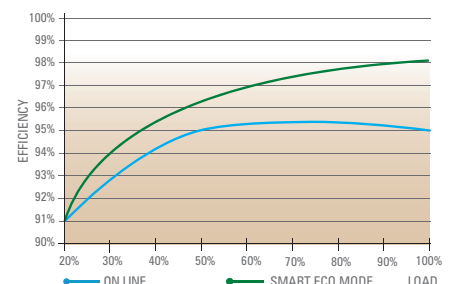
Parallel growth

The parallel UPS can be configured to achieve redundancy or increase the power capacity of the system. Parallel control is fully digital and works for active as well as reactive power in each phase, achieving an exact load distribution between the UPS units in transitory conditions, y compris dans des conditions transitoires.



High efficiency

High performance both On-line mode (between 95% and 96%) and Smart Eco-mode (>98%), reducing operating costs, implementation costs (no need to oversize the wiring), air conditioning costs (without increasing cooling requirements) and working costs (saving energy consumed).



Range

MODEL	CODE	POWER (VA / W)	N° CABINETS (UPS + BAT)	DIMENSIONS (D × W × H mm)	WEIGHT (Kg)	BAT DIMENSIONS (D × W × H mm)	BAT WEIGHT (Kg)
SLC-100-XTRA	695AA000002	100000 / 90000	1 + 1	825 × 815 × 1670	630	855 × 1305 × 1905	875
SLC-125-XTRA	695AA000003	125000 / 112500	1 + 1	825 × 815 × 1670	662	855 × 1305 × 1905	1370
SLC-160-XTRA	695AA000004	160000 / 144000	1 + 1	825 × 815 × 1670	720	855 × 1305 × 1905	1370
SLC-200-XTRA	695AA000005	200000 / 180000	1 + 1	855 × 1220 × 1905	870	855 × 1305 × 1905	1550
SLC-250-XTRA	695AA000006	250000 / 225000	1 + 1	855 × 1220 × 1905	1020	855 × 1305 × 1905	1800
SLC-300-XTRA	695AA000007	300000 / 270000	1 + 2	855 × 1220 × 1905	1200	855 × 1305 × 1905	1370
SLC-400-XTRA	695AB000001	400000 / 360000	1 + 2	950 × 1990 × 1920	1820	855 × 1305 × 1905	1800
SLC-500-XTRA	695AB000002	500000 / 450000	1 + 2	950 × 2440 × 2020	2220	855 × 1305 × 1905	1800
SLC-600-XTRA	695AB000003	600000 / 540000	1 + 2	950 × 2440 × 2020	2400	855 × 1305 × 1905	2125
SLC-800-XTRA	695AB000004	800000 / 720000	1 + 3	950 × 3640 × 1920	3600	855 × 1305 × 1905	1925

Nomenclature, dimensions and weights for units with input voltage 3 x 400 V, output voltage 3 x 400 V and standard backup time.
This code corresponds only to the UPS module. Consult code for battery module.

Dimensions



Technical specifications

MODEL		SLC X-TRA
TECHNOLOGY		On-line, double conversion, DSP control
INPUT	Rated voltage	Three-phase 3 × 380 V / 3 × 400 V / 3 × 415 V (3Ph+N)
	Voltage range	+15% / -20% (@ 3 × 400 V)
	Rated frequency	50 / 60 Hz (45-65 Hz)
	Total harmonic distortion (THDi)	<3%
	Power factor	>0.99
OUTPUT	Rated voltage	Three-phase 3 × 380 V / 3 × 400 V / 3 × 415 V (3Ph+N)
	Accuracy	±1% Steady state; ±5% Dynamic state (100% unbalanced) < 20 ms recovery time
	Total harmonic distortion (THDv) Linear load	<1%
	Total harmonic distortion (THDv) Non-linear load	<5%
	Frequency	50 / 60 Hz
	On-line performance	95% - 96%
	Eco-mode performance	>98%
	Admissible overloads	125% for 10 min. / 150% for 1 min / 200% for 10 s / >200% for 100ms
MANUAL BYPASS	Type	Without interruption
	100–300 kVA	Seriell
STATIC BYPASS	Type and activation criteria	Solid state, control by microprocessor
	Voltage (V)	Three-phase 3 × 380 / 3 × 400 / 3 × 415 V (3Ph + N)
	Transfer time (ms)	Nil
	Transfer to bypass	Immediate for overloads of over 150%
	Retransfer	Automatic after alarm disappearance
	Input	Independent
	Frequency	50 / 60 Hz
	Admissible overloads	1000% for 1 cycle
RECTIFIER	Structure	Three-phase IGBT complete wave, soft start and PFC
	Protection	Against transitory overvoltages
BATTERY	Battery type	Lead acid, sealed, maintenance free ⁽¹⁾
	Recharge time	4 hours, @ 80% of capacity
	Charging voltage regulation	Batt-Watch
	Battery test	Manual + Automatic
COMMUNICATION	Ports	RS-232, USB, Emergency Power Off (EPO), Port for monitoring battery switch
	Backlit LCD display	LCD + LED block diagram
GENERAL	Operating temperature	0° C ÷ +40° C
	Relative humidity	Up to 95%, non-condensing
	Maxium operating altitude	< 2,400 m.s.n.m.
	Acoustic noise at 1 metre	< 60 dB
STANDARDS	Safety	EN-IEC 62040-1
	Electromagnetic compatibility (EMC)	EN-62040-2
	Operation	VFI-SS-111 (EN-62040-3)
	Quality and environmental management	ISO 9001 & ISO 14001

(1) Ni-Cd under request.

Information subject to change without notice.



@salicru_en



www.linkedin.com/company/salicruen/